



8. JUNIOREN-WM

RENNRODELN auf NATURBAHN 2011/12

LATSCH / TARSCH (ITA)

03.02. – 05.02.2012



Rennkomitee - racing committee

FIL-Delegierter-Representative FIL	:	STEYRER Harald	
FISI- Delegierter	:	DE NICOLO Walter	
Jury-Vorsitzender	:	ROWOLD Oliver	GER
Jury	:	TRIBUS Othmar	ITA
Jury	:	SCHILLER Heinz	AUT
Tech.Delegierter - Tech.Delegate	:	PLONER Josef	ITA
Rennleiter - Racing Director	:	SCHWARZ Herbert	ITA
Startleiter - Starting Controller	:	STAFFLER Günther	ITA
		PIRHOFFER Roland	ITA
Zielleiter - Finish Controller	:	SCHWINGSHACKL Edgar	ITA
Bahnchef - Chief of track	:	CASTIGLIONI Hermann	ITA
		PIRCHER Anton	ITA

Technische Daten - Technical Specifications

NATURRODELBAHN - TRACK





GUMPFREI

Start, Seehöhe - Start, altitude	:	1.330 m
Ziel, Seehöhe - Finish, altitude	:	1.206 m
Höhenunterschied - difference of altitude	:	124 m
Streckenlänge - length of course	:	976 m
durschnittliches Gefälle -Average gap	:	12,7 %

A.S.V. LATSCH

Einsitzer HERREN - singles MEN

Offizielles Ergebnis - Official Results

Rng Rnk	Stn. Stn.	Teilnehmer Competitor	Nat Nat	Zwischen- und Sequenzzzeiten Intermediate and sequence times			Zielzeit Fin.time	Diff Diff
1.	19	GRUBER Alex	ITA	1.L 15.46 (1)	37.07 (1)	0:52.09 (1)	1:03.01 (1)	0,00
				21,61 (1)	15,02 (1)	10,92 (1)		
				2.L 15.50 (1)	36.88 (1)	0:52.01 (1)	1:02.96 (1)	0,00
				21,38 (1)	15,13 (2)	10,95 (1)		
				3.L 15.36 (1)	36.84 (1)	0:51.93 (1)	1:02.84 (1)	0,00
				21,48 (1)	15,09 (2)	10,91 (1)		
				GS			3:08.81	0,00
2.	21	HOLZKNECHT Dominik	AUT	1.L 15.65 (2)	37.48 (2)	0:52.66 (2)	1:03.72 (2)	0,71
				21,83 (2)	15,18 (2)	11,06 (5)		
				2.L 15.69 (3)	37.45 (3)	0:52.29 (2)	1:03.33 (2)	0,37
				21,76 (3)	14,84 (1)	11,04 (3)		
				3.L 15.63 (3)	37.38 (2)	0:52.33 (2)	1:03.27 (2)	0,43
				21,75 (2)	14,95 (1)	10,94 (2)		
				GS			3:10.32	1,51
3.	14	KERSCHBAUMER Martin	ITA	1.L 15.82 (4)	37.65 (3)	0:52.98 (3)	1:04.00 (3)	0,99
				21,83 (2)	15,33 (4)	11,02 (3)		
				2.L 15.64 (2)	37.38 (2)	0:52.64 (3)	1:03.84 (3)	0,88
				21,74 (2)	15,26 (3)	11,20 (9)		
				3.L 15.62 (2)	37.38 (2)	0:52.66 (3)	1:03.75 (3)	0,91
				21,76 (3)	15,28 (4)	11,09 (6)		
				GS			3:11.59	2,78
4.	8	REGENSBURGER Christ	AUT	1.L 15.89 (6)	37.99 (6)	0:53.55 (5)	1:04.63 (5)	1,62
				22,10 (6)	15,56 (6)	11,08 (6)		
				2.L 15.92 (7)	38.10 (5)	0:53.52 (5)	1:04.49 (4)	1,53
				22,18 (8)	15,42 (5)	10,97 (2)		
				3.L 15.86 (9)	37.86 (6)	0:53.26 (6)	1:04.41 (6)	1,57
				22,00 (6)	15,40 (7)	11,15 (8)		
				GS			3:13.53	4,72

05.02.2012

LATSCH / TARSCH (ITA)

Seite/Page 1 von/from 5

RODELAUSWERTUNGSPROGRAMM V 2012 © MALL Karl
www.sportedv.com

Lizenz : Fédération Internationale de Luge de Course (FIL)

Zeitmessung: FICr BOLZANO

www.fil-luge.org

Auswertung : MALL Karl



Rng Rnk	Stn. Stn.	Teilnehmer Competitor	Nat Nat	Zwischen- und Sequenzzeiten Intermediate and sequence times				Zielzeit Fin. time	Diff Diff	
5.	26	MAIR Tobias	ITA	1.L	15.90 (7)	37.98 (5)	0:53.64 (6)		1:04.83 (7)	1,82
					<i>22,08 (5)</i>	<i>15,66 (8)</i>	<i>11,19 (8)</i>			
				2.L	15.97 (8)	38.13 (7)	0:53.68 (9)		1:04.74 (6)	1,78
					<i>22,16 (7)</i>	<i>15,55 (8)</i>	<i>11,06 (4)</i>			
				3.L	16.14 (14)	38.09 (8)	0:53.68 (9)		1:04.75 (9)	1,91
	<i>21,95 (5)</i>	<i>15,59 (11)</i>	<i>11,07 (5)</i>							
GS								3:14.32	5,51	
6.	15	GORYL Lukasz	POL	1.L	15.73 (3)	38.06 (8)	0:53.89 (8)		1:05.07 (8)	2,06
					<i>22,33 (8)</i>	<i>15,83 (11)</i>	<i>11,18 (7)</i>			
				2.L	15.89 (5)	38.17 (10)	0:53.56 (6)		1:04.65 (5)	1,69
					<i>22,28 (10)</i>	<i>15,39 (4)</i>	<i>11,09 (5)</i>			
				3.L	15.64 (4)	38.04 (7)	0:53.40 (8)		1:04.67 (8)	1,83
	<i>22,40 (11)</i>	<i>15,36 (5)</i>	<i>11,27 (13)</i>							
GS								3:14.39	5,58	
7.	16	PROFANTER Dominik	ITA	1.L	15.99 (11)	38.56 (10)	0:54.05 (9)		1:05.43 (10)	2,42
					<i>22,57 (11)</i>	<i>15,49 (5)</i>	<i>11,38 (13)</i>			
				2.L	15.91 (6)	38.14 (8)	0:53.64 (8)		1:04.75 (7)	1,79
					<i>22,23 (9)</i>	<i>15,50 (6)</i>	<i>11,11 (7)</i>			
				3.L	15.71 (5)	37.65 (4)	0:53.14 (4)		1:04.31 (4)	1,47
	<i>21,94 (4)</i>	<i>15,49 (9)</i>	<i>11,17 (9)</i>							
GS								3:14.49	5,68	
8.	17	FOLIE Armin	ITA	1.L	15.87 (5)	37.93 (4)	0:53.74 (7)		1:04.74 (6)	1,73
					<i>22,06 (4)</i>	<i>15,81 (10)</i>	<i>11,00 (2)</i>			
				2.L	16.10 (10)	38.16 (9)	0:53.94 (10)		1:05.16 (8)	2,20
					<i>22,06 (6)</i>	<i>15,78 (12)</i>	<i>11,22 (11)</i>			
				3.L	16.08 (11)	38.38 (10)	0:53.88 (11)		1:04.83 (10)	1,99
	<i>22,30 (8)</i>	<i>15,50 (10)</i>	<i>10,95 (3)</i>							
GS								3:14.73	5,92	
9.	12	UNTERHOLZNER Thoma	ITA	1.L	15.96 (10)	38.63 (11)	0:54.58 (13)		1:05.98 (12)	2,97
					<i>22,67 (14)</i>	<i>15,95 (13)</i>	<i>11,40 (14)</i>			
				2.L	16.05 (9)	38.10 (5)	0:53.62 (7)		1:05.19 (9)	2,23
					<i>22,05 (5)</i>	<i>15,52 (7)</i>	<i>11,57 (17)</i>			
				3.L	16.10 (13)	38.48 (11)	0:53.87 (10)		1:04.87 (11)	2,03
	<i>22,38 (9)</i>	<i>15,39 (6)</i>	<i>11,00 (4)</i>							
GS								3:16.04	7,23	
10.	7	BUKIN Gregori	RUS	1.L	16.16 (12)	38.81 (13)	0:54.47 (11)		1:05.99 (13)	2,98
					<i>22,65 (13)</i>	<i>15,66 (7)</i>	<i>11,52 (16)</i>			
				2.L	16.26 (14)	39.42 (15)	0:55.14 (12)		1:06.23 (11)	3,27
					<i>23,16 (16)</i>	<i>15,72 (10)</i>	<i>11,09 (5)</i>			
				3.L	15.75 (6)	38.13 (9)	0:53.36 (7)		1:04.64 (7)	1,80
	<i>22,38 (10)</i>	<i>15,23 (3)</i>	<i>11,28 (14)</i>							
GS								3:16.86	8,05	

Rng Rnk	Stn. Stn.	Teilnehmer Competitor	Nat Nat	Zwischen- und Sequenzzeiten Intermediate and sequence times				Zielzeit Fin. time	Diff Diff		
11.	6	STACKLER Christian	AUT	1.L	16.18 (13)	38.69 (12)	0:54.52 (12)	1:05.79 (11)	2,78		
					<i>22,51 (10)</i>	<i>15,83 (12)</i>	<i>11,27 (9)</i>				
				2.L	16.40 (17)	39.17 (12)	0:55.00 (11)			1:06.15 (10)	3,19
					<i>22,77 (12)</i>	<i>15,83 (13)</i>	<i>11,15 (8)</i>				
	3.L	16.05 (10)	38.90 (13)	0:54.95 (16)	1:06.24 (15)	3,40					
		<i>22,85 (14)</i>	<i>16,05 (16)</i>	<i>11,29 (15)</i>							
		GS				3:18.18	9,37				
12.	27	KIRCHMAIR Dominik	AUT	1.L	15.90 (7)	38.39 (9)	0:54.07 (10)	1:05.37 (9)	2,36		
					<i>22,49 (9)</i>	<i>15,68 (9)</i>	<i>11,30 (10)</i>				
				2.L	16.30 (15)	39.65 (18)	0:55.88 (18)			1:07.33 (17)	4,37
					<i>23,35 (19)</i>	<i>16,23 (17)</i>	<i>11,45 (13)</i>				
	3.L	15.83 (8)	38.72 (12)	0:54.42 (12)	1:05.61 (12)	2,77					
		<i>22,89 (16)</i>	<i>15,70 (13)</i>	<i>11,19 (10)</i>							
		GS				3:18.31	9,50				
13.	2	HOERBURGER Thomas	AUT	1.L	16.56 (17)	39.60 (16)	0:55.65 (16)	1:07.07 (16)	4,06		
					<i>23,04 (15)</i>	<i>16,05 (14)</i>	<i>11,42 (15)</i>				
				2.L	16.85 (21)	39.46 (16)	0:55.21 (13)			1:06.43 (12)	3,47
					<i>22,61 (11)</i>	<i>15,75 (11)</i>	<i>11,22 (12)</i>				
	3.L	16.62 (18)	39.30 (18)	0:54.91 (13)	1:06.16 (13)	3,32					
		<i>22,68 (12)</i>	<i>15,61 (12)</i>	<i>11,25 (12)</i>							
		GS				3:19.66	10,85				
14.	13	MARTIANOV Aleksei	RUS	1.L	16.21 (14)	39.39 (15)	0:55.54 (15)	1:06.91 (15)	3,90		
					<i>23,18 (17)</i>	<i>16,15 (17)</i>	<i>11,37 (11)</i>				
				2.L	16.19 (12)	39.79 (19)	0:55.72 (17)			1:06.92 (14)	3,96
					<i>23,60 (20)</i>	<i>15,93 (15)</i>	<i>11,20 (9)</i>				
	3.L	16.09 (12)	39.02 (14)	0:54.93 (15)	1:06.33 (16)	3,49					
		<i>22,93 (17)</i>	<i>15,91 (15)</i>	<i>11,40 (16)</i>							
		GS				3:20.16	11,35				
15.	3	NEMC Matic	SLO	1.L	16.28 (15)	38.87 (14)	0:54.98 (14)	1:06.50 (14)	3,49		
					<i>22,59 (12)</i>	<i>16,11 (16)</i>	<i>11,52 (17)</i>				
				2.L	16.23 (13)	39.16 (11)	0:55.41 (15)			1:07.18 (16)	4,22
					<i>22,93 (14)</i>	<i>16,25 (18)</i>	<i>11,77 (19)</i>				
	3.L	16.34 (17)	39.19 (16)	0:55.42 (17)	1:07.09 (18)	4,25					
		<i>22,85 (14)</i>	<i>16,23 (18)</i>	<i>11,67 (20)</i>							
		GS				3:20.77	11,96				
16.	1	TALALOV Anatolii	RUS	1.L	17.06 (21)	40.59 (20)	0:56.78 (19)	1:08.16 (17)	5,15		
					<i>23,53 (19)</i>	<i>16,19 (18)</i>	<i>11,38 (12)</i>				
				2.L	16.58 (19)	39.57 (17)	0:55.47 (16)			1:07.04 (15)	4,08
					<i>22,99 (15)</i>	<i>15,90 (14)</i>	<i>11,57 (18)</i>				
	3.L	16.22 (15)	39.03 (15)	0:54.92 (14)	1:06.16 (13)	3,32					
		<i>22,81 (13)</i>	<i>15,89 (14)</i>	<i>11,24 (11)</i>							
		GS				3:21.36	12,55				

Rng Rnk	Stn. Stn.	Teilnehmer Competitor	Nat Nat	Zwischen- und Sequenzzeiten Intermediate and sequence times				Zielzeit Fin. time	Diff Diff	
17.	23	DOROFEEV Egor	RUS	1.L	16.84 (20)	40.26 (18)	0:56.36 (17)	1:08.47 (19)	5,46	
					<i>23,42 (18)</i>	<i>16,10 (15)</i>	<i>12,11 (21)</i>			
				2.L	16.14 (11)	39.33 (14)	0:56.17 (19)			1:07.69 (18)
					<i>23,19 (17)</i>	<i>16,84 (20)</i>	<i>11,52 (15)</i>			4,73
				3.L	16.29 (16)	39.28 (17)	0:55.47 (18)			1:06.96 (17)
	<i>22,99 (19)</i>	<i>16,19 (17)</i>	<i>11,49 (17)</i>	4,12						
		GS					3:23.12	14,31		
18.	24	HUZNER Maryan	UKR	1.L	16.70 (18)	39.86 (17)	0:56.59 (18)	1:08.23 (18)	5,22	
					<i>23,16 (16)</i>	<i>16,73 (19)</i>	<i>11,64 (18)</i>			
				2.L	16.83 (20)	40.09 (20)	0:56.75 (20)			1:08.29 (19)
					<i>23,26 (18)</i>	<i>16,66 (19)</i>	<i>11,54 (16)</i>			5,33
				3.L	16.72 (20)	39.70 (19)	0:56.01 (19)			1:07.64 (20)
	<i>22,98 (18)</i>	<i>16,31 (20)</i>	<i>11,63 (19)</i>	4,80						
		GS					3:24.16	15,35		
19.	4	SOJKA Miroslaw	POL	1.L	16.32 (16)	42.32 (23)	0:59.12 (23)	1:10.78 (22)	7,77	
					<i>26,00 (25)</i>	<i>16,80 (21)</i>	<i>11,66 (19)</i>			
				2.L	16.37 (16)	39.19 (13)	0:55.30 (14)			1:06.80 (13)
					<i>22,82 (13)</i>	<i>16,11 (16)</i>	<i>11,50 (14)</i>			3,84
				3.L	16.68 (19)	39.76 (20)	0:56.05 (20)			1:07.58 (19)
	<i>23,08 (20)</i>	<i>16,29 (19)</i>	<i>11,53 (18)</i>	4,74						
		GS					3:25.16	16,35		
20.	20	SHCHEGLOV Andrei	RUS	1.L	16.71 (19)	40.41 (19)	0:57.20 (20)	1:09.39 (20)	6,38	
					<i>23,70 (20)</i>	<i>16,79 (20)</i>	<i>12,19 (22)</i>			
				2.L	16.48 (18)	40.56 (21)	0:57.52 (21)			1:09.31 (20)
					<i>24,08 (22)</i>	<i>16,96 (21)</i>	<i>11,79 (20)</i>			6,35
				3.L	17.24 (22)	40.85 (21)	0:57.59 (21)			1:09.98 (21)
	<i>23,61 (21)</i>	<i>16,74 (21)</i>	<i>12,39 (24)</i>	7,14						
		GS					3:28.68	19,87		
21.	18	SIMMONS Liam	CAN	1.L	17.21 (23)	40.91 (21)	0:58.02 (21)	1:10.02 (21)	7,01	
					<i>23,70 (20)</i>	<i>17,11 (22)</i>	<i>12,00 (20)</i>			
				2.L	17.28 (23)	40.88 (22)	0:58.34 (22)			1:10.56 (21)
					<i>23,60 (21)</i>	<i>17,46 (24)</i>	<i>12,22 (21)</i>			7,60
				3.L	17.40 (23)	41.49 (23)	0:58.86 (23)			1:11.10 (23)
	<i>24,09 (22)</i>	<i>17,37 (23)</i>	<i>12,24 (23)</i>	8,26						
		GS					3:31.68	22,87		
22.	25	POPOVIC Rok	SLO	1.L	17.50 (24)	42.62 (24)	1:00.83 (24)	1:13.10 (24)	10,09	
					<i>25,12 (23)</i>	<i>18,21 (24)</i>	<i>12,27 (23)</i>			
				2.L	17.38 (24)	41.50 (24)	0:58.58 (23)			1:10.86 (22)
					<i>24,12 (23)</i>	<i>17,08 (22)</i>	<i>12,28 (22)</i>			7,90
				3.L	16.98 (21)	41.30 (22)	0:58.44 (22)			1:10.31 (22)
	<i>24,32 (23)</i>	<i>17,14 (22)</i>	<i>11,87 (21)</i>	7,47						
		GS					3:34.27	25,46		

Rng Rnk	Stn. Stn.	Teilnehmer Competitor	Nat Nat	Zwischen- und Sequenzzeiten Intermediate and sequence times			Zielzeit Fin.time	Diff Diff		
23.	11	HOFMANN Daniel	SUI	1.L	17.18 (22)	41.35 (22)	0:58.93 (22)	1:11.54 (23)	8,53	
					24,17 (22)	17,58 (23)	12,61 (24)			
				2.L	17.19 (22)	41.38 (23)	0:58.59 (24)	1:10.93 (23)		7,97
					24,19 (24)	17,21 (23)	12,34 (23)			
				3.L	18.08 (24)	42.44 (24)	0:59.92 (24)	1:12.00 (24)		9,16
	24,36 (24)	17,48 (24)	12,08 (22)							
GS							3:34.47	25,66		
24.	9	WAGNER Daniel	AUT	1.L	15.91 (9)	38.05 (7)	0:53.37 (4)	1:04.42 (4)	1,41	
					22,14 (7)	15,32 (3)	11,05 (4)			
				2.L	15.76 (4)	37.77 (4)	0:53.44 (4)	1:29.10 (27)		26,14
					22,01 (4)	15,67 (9)	35,66 (27)			
				3.L	15.81 (7)	37.83 (5)	0:53.23 (5)	1:04.34 (5)		1,50
	22,02 (7)	15,40 (7)	11,11 (7)							
GS							3:37.86	29,05		
25.	22	ANCHOV Georgi	BUL	1.L	19.62 (25)	45.43 (25)	1:04.60 (25)	1:17.23 (25)	14,22	
					25,81 (24)	19,17 (25)	12,63 (25)			
				2.L	19.11 (25)	45.08 (25)	1:03.71 (25)	1:16.58 (24)		13,62
					25,97 (25)	18,63 (25)	12,87 (24)			
				3.L	19.29 (25)	44.47 (25)	1:03.81 (25)	1:16.29 (25)		13,45
	25,18 (25)	19,34 (27)	12,48 (25)							
GS							3:50.10	41,29		
26.	10	SEVIM Yasin	TUR	1.L	19.67 (26)	46.56 (26)	1:06.17 (26)	1:19.47 (26)	16,46	
					26,89 (27)	19,61 (26)	13,30 (26)			
				2.L	19.24 (26)	45.66 (26)	1:05.22 (26)	1:18.64 (25)		15,68
					26,42 (27)	19,56 (27)	13,42 (26)			
				3.L	19.47 (26)	45.50 (26)	1:04.49 (26)	1:17.86 (26)		15,02
	26,03 (26)	18,99 (26)	13,37 (26)							
GS							3:55.97	47,16		
27.	5	GUEZELOGLU Isa	TUR	1.L	19.78 (27)	46.60 (27)	1:06.71 (27)	1:20.13 (27)	17,12	
					26,82 (26)	20,11 (27)	13,42 (27)			
				2.L	20.74 (27)	46.73 (27)	1:05.73 (27)	1:19.00 (26)		16,04
					25,99 (26)	19,00 (26)	13,27 (25)			
				3.L	20.26 (27)	46.69 (27)	1:05.63 (27)	1:19.00 (27)		16,16
	26,43 (27)	18,94 (25)	13,37 (26)							
GS							3:58.13	49,32		

Bewerbsstatistik:

Für die Richtigkeit - Certified correct

Gemeldete Teilnehmer: 27
 Ausgeschiedene Teilnehmer:
 Gewertete Teilnehmer: 27

Rennleiter:
 SCHWARZ Herbert / ITA

Juryvorsitzender:
 ROWOLD Oliver / GER